

**RV: 2011-00865-JUZGADO PRIMERO (01) CIVIL MUNICIPAL DE ORALIDAD DE ITAGUI-LIQUIDACION CREDITO**

Recepcion Memoriales - Antioquia - Itagui &lt;memorialesitagui@cendoj.ramajudicial.gov.co&gt;

Vie 28/05/2021 2:46 PM

Para: Juzgado 01 Civil Municipal - Antioquia - Itagui &lt;j01cmpalitagui@cendoj.ramajudicial.gov.co&gt;

 1 archivos adjuntos (177 KB)

1 2011 865-memorial y liquidacion credito a mayo 31 de 2021.pdf;



Buenos tardes reenvío memorial radicado 2011-00865, para su conocimiento y fines pertinentes.

Cordialmente,



Rama Judicial  
Consejo Superior de la Judicatura  
República de Colombia

FLAVIO RAFAEL RAMÍREZ GONZALES  
ESCRIBIENTE CENTRO DE SERVICIOS ADMINISTRATIVOS  
JUZGADOS DE ITAGÜÍ-ANTIOQUIA

 csadjitagui@cendoj.ramajudicial.gov.co  
 +57-4 377-23-11  
 CAR 52 # 51-40 ED C.A.M.I P.1 TORRE-A ITAGÜÍ ANTIOQUIA

**De:** johana marcela castaño urrego <johanamarcela82@hotmail.com>**Enviado:** viernes, 28 de mayo de 2021 14:41**Para:** Recepcion Memoriales - Antioquia - Itagui <memorialesitagui@cendoj.ramajudicial.gov.co>**Asunto:** 2011-00865-JUZGADO PRIMERO (01) CIVIL MUNICIPAL DE ORALIDAD DE ITAGUI-LIQUIDACION CREDITO

Cordial saludo,

SEÑORES

JUZGADO PRIMERO (01) CIVIL MUNICIPAL DE ORALIDAD DE ITAGUI

**PROCESO: EJECUTIVO SINGULAR**  
**DEMANDANTE: FINANCIERA JURISCOOP**  
**DEMANDADO: LEONOR ALEGRE CASTILLO**  
**RADICADO: 05360-40-03-001-2011-00865-00**

Actuando en calidad de apoderada de la parte actora, me permito presentar liquidación del crédito actualizada.

**JOHANA MARCELA CASTAÑO URREGO**  
**ABOGADA**  
**TEL: 5129757**  
**CEL: 3007821714**  
**CALLE 49 N 50-21 OF. 2703 ED. DEL CAFE**

**MEDELLIN**

**JOHANA MARCELA CASTAÑO URREGO  
ABOGADA UNAULA**

**Señor:**

**JUZGADO PRIMERO (01) CIVIL MUNICIPAL DE ORALIDAD  
ITAGUI**


**PROCESO: EJECUTIVO SINGULAR  
DEMANDANTE: FINANCIERA JURISCOOP  
DEMANDADO: LEONOR ALEGRE CASTILLO  
RADICADO: 05360-40-03-001-2011-00865-00**

**Asunto: Actualización a la liquidación del Crédito.**

Actuando en calidad de apoderada de la parte actora en el proceso de la referencia, por medio del presente escrito, me permito presentar actualización a la liquidación del crédito.

Del señor juez,

Atentamente,



**JOHANA MARCELA CASTAÑO URREGO  
C.C. 43.251.669 DE MEDELLIN  
T.P. 160.157 DEL C.S.J.**

**Dirección: Calle 49 N° 50-21 -oficina 2703-Ed. Del Café-Medellín  
Teléfonos: Fijo: 5129757 y Cel: 300-7821714  
Correo electrónico: johanamarcela82@hotmail.com**

## LIQUIDACIÓN DE CRÉDITO

Medellín, 28 de mayo de 2021

Procedo a efectuar la liquidación del crédito, conforme lo dispuesto al Arts. 446 del C.G.P. y 111 de la Ley 510/99

|   |        |                  |  |                |   |  |  |  |  |
|---|--------|------------------|--|----------------|---|--|--|--|--|
| Plazo TEA pactada, a mensual >>>          |        | Plazo Hasta      |  |                |   |  |  |  |  |
| Tasa mensual pactada >>>                  |        |                  |  |                |   |  |  |  |  |
| Resultado tasa pactada o pedida >>        | Máxima |                  |  |                |   |  |  |  |  |
| Mora TEA pactada, a mensual >>>           |        | Mora Hasta (Hoy) |  | 31-may-21      |   |  |  |  |  |
| Tasa mensual pactada >>>                  |        |                  |  | Comercial      | x |  |  |  |  |
| Resultado tasa pactada o pedida >>        | Máxima |                  |  | Consumo        |   |  |  |  |  |
| <b>Saldo de capital, &gt;&gt;</b>         |        |                  |  | Microc u Otros |   |  |  |  |  |
| <b>Intereses liquidados, fls &gt;&gt;</b> |        |                  |  |                |   |  |  |  |  |

| Vigencia         |                  | Brio. Cte.  | Máxima Mensual | Tasa      | Inserte en esta columna   | LIQUIDACIÓN DE CRÉDITO |      |               |              |       |                    |                                |
|------------------|------------------|-------------|----------------|-----------|---------------------------|------------------------|------|---------------|--------------|-------|--------------------|--------------------------------|
| Desde            | Hasta            | Efec. Anual | Autorizada     | Aplicable | capitales, cuotas u otros | Capital Liquidable     | días | Liq Intereses | Abonos       |       | Saldo de Intereses | Saldo de Capital más Intereses |
| <b>11-mar-11</b> | <b>31-mar-11</b> |             | <b>1,5</b>     |           |                           | <b>0,00</b>            |      | <b>0,00</b>   | Valor        | Folio | <b>0,00</b>        | <b>0,00</b>                    |
| 11-mar-11        | 31-mar-11        | 15,61%      | 1,77%          | 1,769%    | 15.407.529,00             | 15.407.529,00          | 20   | 181.669,74    |              |       | 181.669,74         | 15.589.198,74                  |
| 1-abr-11         | 30-abr-11        | 17,69%      | 1,98%          | 1,981%    |                           | 15.407.529,00          | 30   | 305.161,27    |              |       | 486.831,01         | 15.894.360,01                  |
| 1-may-11         | 31-may-11        | 17,69%      | 1,98%          | 1,981%    |                           | 15.407.529,00          | 30   | 305.161,27    |              |       | 791.992,28         | 16.199.521,28                  |
| 1-jun-11         | 30-jun-11        | 17,69%      | 1,98%          | 1,981%    |                           | 15.407.529,00          | 30   | 305.161,27    |              |       | 1.097.153,54       | 16.504.682,54                  |
| 1-jul-11         | 31-jul-11        | 18,63%      | 2,07%          | 2,075%    |                           | 15.407.529,00          | 30   | 319.678,03    |              |       | 1.416.831,57       | 16.824.360,57                  |
| 1-ago-11         | 31-ago-11        | 18,63%      | 2,07%          | 2,075%    |                           | 15.407.529,00          | 30   | 319.678,03    |              |       | 1.736.509,60       | 17.144.038,60                  |
| 1-sep-11         | 30-sep-11        | 18,63%      | 2,07%          | 2,075%    |                           | 15.407.529,00          | 30   | 319.678,03    |              |       | 2.056.187,62       | 17.463.716,62                  |
| 1-oct-11         | 31-oct-11        | 19,39%      | 2,15%          | 2,150%    |                           | 15.407.529,00          | 30   | 331.308,16    |              |       | 2.387.495,79       | 17.795.024,79                  |
| 1-nov-11         | 30-nov-11        | 19,39%      | 2,15%          | 2,150%    |                           | 15.407.529,00          | 30   | 331.308,16    |              |       | 2.718.803,95       | 18.126.332,95                  |
| 1-dic-11         | 31-dic-11        | 19,39%      | 2,15%          | 2,150%    |                           | 15.407.529,00          | 30   | 331.308,16    | 1.496.033,00 |       | 1.554.079,11       | 16.961.608,11                  |
| 1-ene-12         | 31-ene-12        | 19,92%      | 2,20%          | 2,203%    |                           | 15.407.529,00          | 30   | 339.363,06    |              |       | 1.893.442,17       | 17.300.971,17                  |
| 1-feb-12         | 29-feb-12        | 19,92%      | 2,20%          | 2,203%    |                           | 15.407.529,00          | 30   | 339.363,06    |              |       | 2.232.805,23       | 17.640.334,23                  |
| 1-mar-12         | 31-mar-12        | 19,92%      | 2,20%          | 2,203%    |                           | 15.407.529,00          | 30   | 339.363,06    |              |       | 2.572.168,28       | 17.979.697,28                  |
| 1-abr-12         | 30-abr-12        | 20,52%      | 2,26%          | 2,261%    |                           | 15.407.529,00          | 30   | 348.427,44    |              |       | 2.920.595,73       | 18.328.124,73                  |

|          |           |        |       |        |               |    |            |               |               |
|----------|-----------|--------|-------|--------|---------------|----|------------|---------------|---------------|
| 1-may-12 | 31-may-12 | 20,52% | 2,26% | 2,261% | 15.407.529,00 | 30 | 348.427,44 | 3.269.023,17  | 18.676.552,17 |
| 1-jun-12 | 30-jun-12 | 20,52% | 2,26% | 2,261% | 15.407.529,00 | 30 | 348.427,44 | 3.617.450,62  | 19.024.979,62 |
| 1-jul-12 | 31-jul-12 | 20,86% | 2,29% | 2,295% | 15.407.529,00 | 30 | 353.538,58 | 3.970.989,20  | 19.378.518,20 |
| 1-ago-12 | 31-ago-12 | 20,86% | 2,29% | 2,295% | 15.407.529,00 | 30 | 353.538,58 | 4.324.527,78  | 19.732.056,78 |
| 1-sep-12 | 30-sep-12 | 20,86% | 2,29% | 2,295% | 15.407.529,00 | 30 | 353.538,58 | 4.678.066,36  | 20.085.595,36 |
| 1-oct-12 | 31-oct-12 | 20,89% | 2,30% | 2,298% | 15.407.529,00 | 30 | 353.988,69 | 5.032.055,05  | 20.439.584,05 |
| 1-nov-12 | 30-nov-12 | 20,89% | 2,30% | 2,298% | 15.407.529,00 | 30 | 353.988,69 | 5.386.043,73  | 20.793.572,73 |
| 1-dic-12 | 31-dic-12 | 20,89% | 2,30% | 2,298% | 15.407.529,00 | 30 | 353.988,69 | 5.740.032,42  | 21.147.561,42 |
| 1-ene-13 | 31-ene-13 | 20,75% | 2,28% | 2,284% | 15.407.529,00 | 30 | 351.886,97 | 6.091.919,39  | 21.499.448,39 |
| 1-feb-13 | 28-feb-13 | 20,75% | 2,28% | 2,284% | 15.407.529,00 | 30 | 351.886,97 | 6.443.806,37  | 21.851.335,37 |
| 1-mar-13 | 31-mar-13 | 20,75% | 2,28% | 2,284% | 15.407.529,00 | 30 | 351.886,97 | 6.795.693,34  | 22.203.222,34 |
| 1-abr-13 | 30-abr-13 | 20,83% | 2,29% | 2,292% | 15.407.529,00 | 30 | 353.088,33 | 7.148.781,67  | 22.556.310,67 |
| 1-may-13 | 31-may-13 | 20,83% | 2,29% | 2,292% | 15.407.529,00 | 30 | 353.088,33 | 7.501.870,00  | 22.909.399,00 |
| 1-jun-13 | 30-jun-13 | 20,83% | 2,29% | 2,292% | 15.407.529,00 | 30 | 353.088,33 | 7.854.958,33  | 23.262.487,33 |
| 1-jul-13 | 31-jul-13 | 20,34% | 2,24% | 2,244% | 15.407.529,00 | 30 | 345.714,15 | 8.200.672,48  | 23.608.201,48 |
| 1-ago-13 | 31-ago-13 | 20,34% | 2,24% | 2,244% | 15.407.529,00 | 30 | 345.714,15 | 8.546.386,62  | 23.953.915,62 |
| 1-sep-13 | 30-sep-13 | 20,34% | 2,24% | 2,244% | 15.407.529,00 | 30 | 345.714,15 | 8.892.100,77  | 24.299.629,77 |
| 1-oct-13 | 31-oct-13 | 19,85% | 2,20% | 2,196% | 15.407.529,00 | 30 | 338.301,80 | 9.230.402,57  | 24.637.931,57 |
| 1-nov-13 | 30-nov-13 | 19,85% | 2,20% | 2,196% | 15.407.529,00 | 30 | 338.301,80 | 9.568.704,37  | 24.976.233,37 |
| 1-dic-13 | 31-dic-13 | 19,85% | 2,20% | 2,196% | 15.407.529,00 | 30 | 338.301,80 | 9.907.006,17  | 25.314.535,17 |
| 1-ene-14 | 31-ene-14 | 19,65% | 2,18% | 2,176% | 15.407.529,00 | 30 | 335.265,29 | 10.242.271,45 | 25.649.800,45 |
| 1-feb-14 | 28-feb-14 | 19,65% | 2,18% | 2,176% | 15.407.529,00 | 30 | 335.265,29 | 10.577.536,74 | 25.985.065,74 |
| 1-mar-14 | 31-mar-14 | 19,65% | 2,18% | 2,176% | 15.407.529,00 | 30 | 335.265,29 | 10.912.802,02 | 26.320.331,02 |
| 1-abr-14 | 30-abr-14 | 19,63% | 2,17% | 2,174% | 15.407.529,00 | 30 | 334.961,28 | 11.247.763,30 | 26.655.292,30 |
| 1-may-14 | 31-may-14 | 19,63% | 2,17% | 2,174% | 15.407.529,00 | 30 | 334.961,28 | 11.582.724,58 | 26.990.253,58 |
| 1-jun-14 | 30-jun-14 | 19,63% | 2,17% | 2,174% | 15.407.529,00 | 30 | 334.961,28 | 11.917.685,86 | 27.325.214,86 |
| 1-jul-14 | 31-jul-14 | 19,33% | 2,14% | 2,144% | 15.407.529,00 | 30 | 330.393,42 | 12.248.079,29 | 27.655.608,29 |
| 1-ago-14 | 31-ago-14 | 19,33% | 2,14% | 2,144% | 15.407.529,00 | 30 | 330.393,42 | 12.578.472,71 | 27.986.001,71 |
| 1-sep-14 | 30-sep-14 | 19,33% | 2,14% | 2,144% | 15.407.529,00 | 30 | 330.393,42 | 12.908.866,14 | 28.316.395,14 |
| 1-oct-14 | 31-oct-14 | 19,17% | 2,13% | 2,129% | 15.407.529,00 | 30 | 327.951,26 | 13.236.817,39 | 28.644.346,39 |
| 1-nov-14 | 30-nov-14 | 19,17% | 2,13% | 2,129% | 15.407.529,00 | 30 | 327.951,26 | 13.564.768,65 | 28.972.297,65 |
| 1-dic-14 | 31-dic-14 | 19,17% | 2,13% | 2,129% | 15.407.529,00 | 30 | 327.951,26 | 13.892.719,91 | 29.300.248,91 |
| 1-ene-15 | 31-ene-15 | 19,21% | 2,13% | 2,132% | 15.407.529,00 | 30 | 328.562,19 | 14.221.282,10 | 29.628.811,10 |
| 1-feb-15 | 28-feb-15 | 19,21% | 2,13% | 2,132% | 15.407.529,00 | 30 | 328.562,19 | 14.549.844,29 | 29.957.373,29 |
| 1-mar-15 | 31-mar-15 | 19,21% | 2,13% | 2,132% | 15.407.529,00 | 30 | 328.562,19 | 14.878.406,48 | 30.285.935,48 |
| 1-abr-15 | 30-abr-15 | 19,37% | 2,15% | 2,148% | 15.407.529,00 | 30 | 331.003,31 | 15.209.409,80 | 30.616.938,80 |
| 1-may-15 | 31-may-15 | 19,37% | 2,15% | 2,148% | 15.407.529,00 | 30 | 331.003,31 | 15.540.413,11 | 30.947.942,11 |

|          |           |        |       |        |               |    |            |               |               |
|----------|-----------|--------|-------|--------|---------------|----|------------|---------------|---------------|
| 1-jun-15 | 30-jun-15 | 19,37% | 2,15% | 2,148% | 15.407.529,00 | 30 | 331.003,31 | 15.871.416,42 | 31.278.945,42 |
| 1-jul-15 | 31-jul-15 | 19,26% | 2,14% | 2,137% | 15.407.529,00 | 30 | 329.325,49 | 16.200.741,91 | 31.608.270,91 |
| 1-ago-15 | 31-ago-15 | 19,26% | 2,14% | 2,137% | 15.407.529,00 | 30 | 329.325,49 | 16.530.067,40 | 31.937.596,40 |
| 1-sep-15 | 30-sep-15 | 19,26% | 2,14% | 2,137% | 15.407.529,00 | 30 | 329.325,49 | 16.859.392,89 | 32.266.921,89 |
| 1-oct-15 | 31-oct-15 | 19,33% | 2,14% | 2,144% | 15.407.529,00 | 30 | 330.393,42 | 17.189.786,32 | 32.597.315,32 |
| 1-nov-15 | 30-nov-15 | 19,33% | 2,14% | 2,144% | 15.407.529,00 | 30 | 330.393,42 | 17.520.179,74 | 32.927.708,74 |
| 1-dic-15 | 31-dic-15 | 19,33% | 2,14% | 2,144% | 15.407.529,00 | 30 | 330.393,42 | 17.850.573,16 | 33.258.102,16 |
| 1-ene-16 | 31-ene-16 | 19,68% | 2,18% | 2,179% | 15.407.529,00 | 30 | 335.721,17 | 18.186.294,34 | 33.593.823,34 |
| 1-feb-16 | 29-feb-16 | 19,68% | 2,18% | 2,179% | 15.407.529,00 | 30 | 335.721,17 | 18.522.015,51 | 33.929.544,51 |
| 1-mar-16 | 31-mar-16 | 19,68% | 2,18% | 2,179% | 15.407.529,00 | 30 | 335.721,17 | 18.857.736,69 | 34.265.265,69 |
| 1-abr-16 | 30-abr-16 | 20,54% | 2,26% | 2,263% | 15.407.529,00 | 30 | 348.728,60 | 19.206.465,29 | 34.613.994,29 |
| 1-may-16 | 31-may-16 | 20,54% | 2,26% | 2,263% | 15.407.529,00 | 30 | 348.728,60 | 19.555.193,89 | 34.962.722,89 |
| 1-jun-16 | 30-jun-16 | 20,54% | 2,26% | 2,263% | 15.407.529,00 | 30 | 348.728,60 | 19.903.922,50 | 35.311.451,50 |
| 1-jul-16 | 31-jul-16 | 21,34% | 2,34% | 2,341% | 15.407.529,00 | 30 | 360.723,40 | 20.264.645,90 | 35.672.174,90 |
| 1-ago-16 | 31-ago-16 | 21,34% | 2,34% | 2,341% | 15.407.529,00 | 30 | 360.723,40 | 20.625.369,31 | 36.032.898,31 |
| 1-sep-16 | 30-sep-16 | 21,34% | 2,34% | 2,341% | 15.407.529,00 | 30 | 360.723,40 | 20.986.092,71 | 36.393.621,71 |
| 1-oct-16 | 31-oct-16 | 21,99% | 2,40% | 2,404% | 15.407.529,00 | 30 | 370.395,81 | 21.356.488,51 | 36.764.017,51 |
| 1-nov-16 | 30-nov-16 | 21,99% | 2,40% | 2,404% | 15.407.529,00 | 30 | 370.395,81 | 21.726.884,32 | 37.134.413,32 |
| 1-dic-16 | 31-dic-16 | 21,99% | 2,40% | 2,404% | 15.407.529,00 | 30 | 370.395,81 | 22.097.280,12 | 37.504.809,12 |
| 1-ene-17 | 31-ene-17 | 22,34% | 2,44% | 2,438% | 15.407.529,00 | 30 | 375.577,13 | 22.472.857,25 | 37.880.386,25 |
| 1-feb-17 | 28-feb-17 | 22,34% | 2,44% | 2,438% | 15.407.529,00 | 30 | 375.577,13 | 22.848.434,38 | 38.255.963,38 |
| 1-mar-17 | 31-mar-17 | 22,34% | 2,44% | 2,438% | 15.407.529,00 | 30 | 375.577,13 | 23.224.011,51 | 38.631.540,51 |
| 1-abr-17 | 30-abr-17 | 22,33% | 2,44% | 2,437% | 15.407.529,00 | 30 | 375.429,35 | 23.599.440,86 | 39.006.969,86 |
| 1-may-17 | 31-may-17 | 22,33% | 2,44% | 2,437% | 15.407.529,00 | 30 | 375.429,35 | 23.974.870,21 | 39.382.399,21 |
| 1-jun-17 | 30-jun-17 | 22,33% | 2,44% | 2,437% | 15.407.529,00 | 30 | 375.429,35 | 24.350.299,56 | 39.757.828,56 |
| 1-jul-17 | 31-jul-17 | 21,98% | 2,40% | 2,403% | 15.407.529,00 | 30 | 370.247,49 | 24.720.547,06 | 40.128.076,06 |
| 1-ago-17 | 31-ago-17 | 21,98% | 2,40% | 2,403% | 15.407.529,00 | 30 | 370.247,49 | 25.090.794,55 | 40.498.323,55 |
| 1-sep-17 | 30-sep-17 | 21,48% | 2,35% | 2,355% | 15.407.529,00 | 30 | 362.812,21 | 25.453.606,76 | 40.861.135,76 |
| 1-oct-17 | 31-oct-17 | 21,15% | 2,32% | 2,323% | 15.407.529,00 | 30 | 357.883,72 | 25.811.490,47 | 41.219.019,47 |
| 1-nov-17 | 30-nov-17 | 20,96% | 2,30% | 2,304% | 15.407.529,00 | 30 | 355.038,39 | 26.166.528,87 | 41.574.057,87 |
| 1-dic-17 | 31-dic-17 | 20,77% | 2,29% | 2,286% | 15.407.529,00 | 30 | 352.187,41 | 26.518.716,27 | 41.926.245,27 |
| 1-ene-18 | 31-ene-18 | 20,69% | 2,28% | 2,278% | 15.407.529,00 | 30 | 350.985,29 | 26.869.701,56 | 42.277.230,56 |
| 1-feb-18 | 28-feb-18 | 21,01% | 2,31% | 2,309% | 15.407.529,00 | 30 | 355.787,71 | 27.225.489,27 | 42.633.018,27 |
| 1-mar-18 | 31-mar-18 | 20,68% | 2,28% | 2,277% | 15.407.529,00 | 30 | 350.834,96 | 27.576.324,23 | 42.983.853,23 |
| 1-abr-18 | 30-abr-18 | 20,48% | 2,26% | 2,257% | 15.407.529,00 | 30 | 347.824,93 | 27.924.149,16 | 43.331.678,16 |
| 1-may-18 | 31-may-18 | 20,44% | 2,25% | 2,254% | 15.407.529,00 | 30 | 347.222,17 | 28.271.371,33 | 43.678.900,33 |
| 1-jun-18 | 30-jun-18 | 20,28% | 2,24% | 2,238% | 15.407.529,00 | 30 | 344.808,57 | 28.616.179,90 | 44.023.708,90 |

|                            |           |        |       |        |               |    |                      |                     |                      |                      |
|----------------------------|-----------|--------|-------|--------|---------------|----|----------------------|---------------------|----------------------|----------------------|
| 1-jul-18                   | 31-jul-18 | 20,03% | 2,21% | 2,213% | 15.407.529,00 | 30 | 341.029,16           | 28.957.209,07       | 44.364.738,07        |                      |
| 1-ago-18                   | 31-ago-18 | 19,94% | 2,20% | 2,205% | 15.407.529,00 | 30 | 339.666,13           | 29.296.875,20       | 44.704.404,20        |                      |
| 1-sep-18                   | 30-sep-18 | 19,81% | 2,19% | 2,192% | 15.407.529,00 | 30 | 337.695,01           | 29.634.570,21       | 45.042.099,21        |                      |
| 1-oct-18                   | 31-oct-18 | 19,63% | 2,17% | 2,174% | 15.407.529,00 | 30 | 334.961,28           | 29.969.531,49       | 45.377.060,49        |                      |
| 1-nov-18                   | 30-nov-18 | 19,49% | 2,16% | 2,160% | 15.407.529,00 | 30 | 332.831,43           | 30.302.362,92       | 45.709.891,92        |                      |
| 1-dic-18                   | 31-dic-18 | 19,40% | 2,15% | 2,151% | 15.407.529,00 | 30 | 331.460,56           | 30.633.823,48       | 46.041.352,48        |                      |
| 1-ene-19                   | 31-ene-19 | 19,16% | 2,13% | 2,128% | 15.407.529,00 | 30 | 327.798,48           | 30.961.621,96       | 46.369.150,96        |                      |
| 1-feb-19                   | 28-feb-19 | 19,70% | 2,18% | 2,181% | 15.407.529,00 | 30 | 336.025,02           | 31.297.646,98       | 46.705.175,98        |                      |
| 1-mar-19                   | 31-mar-19 | 19,37% | 2,15% | 2,148% | 15.407.529,00 | 30 | 331.003,31           | 31.628.650,30       | 47.036.179,30        |                      |
| 1-abr-19                   | 30-abr-19 | 19,32% | 2,14% | 2,143% | 15.407.529,00 | 30 | 330.240,91           | 31.958.891,21       | 47.366.420,21        |                      |
| 1-may-19                   | 31-may-19 | 19,34% | 2,15% | 2,145% | 15.407.529,00 | 30 | 330.545,92           | 32.289.437,13       | 47.696.966,13        |                      |
| 1-jun-19                   | 30-jun-19 | 19,30% | 2,14% | 2,141% | 15.407.529,00 | 30 | 329.935,84           | 32.619.372,96       | 48.026.901,96        |                      |
| 1-jul-19                   | 31-jul-19 | 19,28% | 2,14% | 2,139% | 15.407.529,00 | 30 | 329.630,69           | 32.949.003,66       | 48.356.532,66        |                      |
| 1-ago-19                   | 31-ago-19 | 19,32% | 2,14% | 2,143% | 15.407.529,00 | 30 | 330.240,91           | 33.279.244,57       | 48.686.773,57        |                      |
| 1-sep-19                   | 30-sep-19 | 19,32% | 2,14% | 2,143% | 15.407.529,00 | 30 | 330.240,91           | 33.609.485,48       | 49.017.014,48        |                      |
| 1-oct-19                   | 31-oct-19 | 19,10% | 2,12% | 2,122% | 15.407.529,00 | 30 | 326.881,50           | 33.936.366,98       | 49.343.895,98        |                      |
| 1-nov-19                   | 30-nov-19 | 19,03% | 2,11% | 2,115% | 15.407.529,00 | 30 | 325.810,94           | 34.262.177,92       | 49.669.706,92        |                      |
| 1-dic-19                   | 31-dic-19 | 18,91% | 2,10% | 2,103% | 15.407.529,00 | 30 | 323.973,82           | 34.586.151,74       | 49.993.680,74        |                      |
| 1-ene-20                   | 31-ene-20 | 18,77% | 2,09% | 2,089% | 15.407.529,00 | 30 | 321.827,54           | 34.907.979,28       | 50.315.508,28        |                      |
| 1-feb-20                   | 29-feb-20 | 19,06% | 2,12% | 2,118% | 15.407.529,00 | 30 | 326.269,85           | 35.234.249,13       | 50.641.778,13        |                      |
| 1-mar-20                   | 31-mar-20 | 18,95% | 2,11% | 2,107% | 15.407.529,00 | 30 | 324.586,46           | 35.558.835,58       | 50.966.364,58        |                      |
| 1-abr-20                   | 30-abr-20 | 18,69% | 2,08% | 2,081% | 15.407.529,00 | 30 | 320.599,64           | 35.879.435,23       | 51.286.964,23        |                      |
| 1-may-20                   | 31-may-20 | 18,19% | 2,03% | 2,031% | 15.407.529,00 | 30 | 312.901,30           | 36.192.336,53       | 51.599.865,53        |                      |
| 1-jun-20                   | 30-jun-20 | 18,12% | 2,02% | 2,024% | 15.407.529,00 | 30 | 311.820,22           | 36.504.156,74       | 51.911.685,74        |                      |
| 1-jul-20                   | 31-jul-20 | 18,12% | 2,02% | 2,024% | 15.407.529,00 | 30 | 311.820,22           | 36.815.976,96       | 52.223.505,96        |                      |
| 1-ago-20                   | 31-ago-20 | 18,29% | 2,04% | 2,041% | 15.407.529,00 | 30 | 314.444,29           | 37.130.421,25       | 52.537.950,25        |                      |
| 1-sep-20                   | 30-sep-20 | 18,35% | 2,05% | 2,047% | 15.407.529,00 | 30 | 315.369,28           | 37.445.790,53       | 52.853.319,53        |                      |
| 1-oct-20                   | 31-oct-20 | 18,09% | 2,02% | 2,021% | 15.407.529,00 | 30 | 311.356,64           | 37.757.147,18       | 53.164.676,18        |                      |
| 1-nov-20                   | 30-nov-20 | 17,84% | 2,00% | 1,996% | 15.407.529,00 | 30 | 307.487,68           | 38.064.634,86       | 53.472.163,86        |                      |
| 1-dic-20                   | 31-dic-20 | 17,46% | 1,96% | 1,957% | 15.407.529,00 | 30 | 301.586,72           | 38.366.221,58       | 53.773.750,58        |                      |
| 1-ene-21                   | 31-ene-21 | 17,32% | 1,94% | 1,943% | 15.407.529,00 | 30 | 299.406,52           | 38.665.628,10       | 54.073.157,10        |                      |
| 1-feb-21                   | 28-feb-21 | 17,54% | 1,97% | 1,965% | 15.407.529,00 | 30 | 302.831,05           | 38.968.459,15       | 54.375.988,15        |                      |
| 1-mar-21                   | 31-mar-21 | 17,41% | 1,95% | 1,952% | 15.407.529,00 | 30 | 300.808,46           | 39.269.267,61       | 54.676.796,61        |                      |
| 1-abr-21                   | 30-abr-21 | 17,31% | 1,94% | 1,942% | 15.407.529,00 | 30 | 299.250,66           | 39.568.518,27       | 54.976.047,27        |                      |
| 1-may-21                   | 31-may-21 | 17,22% | 1,93% | 1,933% | 15.407.529,00 | 30 | 297.847,19           | 39.866.365,46       | 55.273.894,46        |                      |
| <b>RESULTADOS &gt;&gt;</b> |           |        |       |        |               |    | <b>41.362.398,46</b> | <b>1.496.033,00</b> | <b>39.866.365,46</b> | <b>55.273.894,46</b> |

|  |                           |                      |
|--|---------------------------|----------------------|
|  | <b>SALDO DE CAPITAL</b>   | <b>15.407.529,00</b> |
|  | <b>SALDO DE INTERESES</b> | <b>39.866.365,46</b> |
| <b>TOTAL CAPITAL MÁS INTERESES ADEUDADOS</b> |                           | <b>55.273.894,46</b> |
|  | <b>COSTAS PROCESALES</b>  | <b>772.418,00</b>    |
|  | <b>TOTAL</b>              | <b>56,046,312,46</b> |