

RV: ACTUALIZACIÓN DE LIQUIDACIÓN DE CRÉDITO RAD. 201100895

Centro Servicios Ejecucion Civil Circuito - Antioquia - Medellin <oaecmed@cendoj.ramajudicial.gov.co>

Mar 22/02/2022 15:21

Para: Maria Cristina Cordero Villera <mcorderv@cendoj.ramajudicial.gov.co>; Juan Esteban Laverde Garcia <jlaverdg@cendoj.ramajudicial.gov.co>

De: DML ABOGADAS <dmlabogadas@gmail.com>

Enviado: martes, 22 de febrero de 2022 1:59 p. m.

Para: Centro Servicios Ejecucion Civil Circuito - Antioquia - Medellin <oaecmed@cendoj.ramajudicial.gov.co>

Asunto: ACTUALIZACIÓN DE LIQUIDACIÓN DE CRÉDITO RAD. 201100895

Buenas tardes,

Señor (a)

JUEZ 02 CIVIL CIRCUITO EJECUCIÓN DE SENTENCIAS DE MEDELLÍN

ORIGEN JUEZ 14 CIVIL DEL CIRCUITO DE MEDELLÍN

E. S. D.

RAD: 201100895

REF: PROCESO EJECUTIVO

DTE: BANCO PICHINCHA S.A (antes INVERSORA PICHINCHA S.A)
NIT.890200756-7

DDO: JOHN HUMBERTO PUERTA LONDOÑO CC. 73118138

ASUNTO: ACTUALIZACIÓN DE LIQUIDACIÓN DE CRÉDITO

Agradezco confirme recibido y trámite correspondiente



Medellín, 18 de febrero de 2022

Señor

JUEZ 02 CIVIL CIRCUITO EJECUCIÓN DE SENTENCIAS DE MEDELLÍN

Origen JUEZ 14 CIVIL DEL CIRCUITO DE MEDELLÍN

E. S. D.

RDO: 201100895

REF: PROCESO EJECUTIVO

DTE: BANCO PICHINCHA (ANTES INVERSORA PICHINCHA S.A.)S.A


DDO: JOHN HUMBERTO PUERTA LONDOÑO C.C 73118138

ASUNTO: ACTUALIZACIÓN DE LIQUIDACIÓN DE CRÉDITO

DIANA M. LONDOÑO VÁSQUEZ, abogada titulada, inscrita y en ejercicio, mayor y domiciliada en Medellín, identificada como aparece al pie de mi correspondiente firma, obrando como apoderada de la parte demandante dentro del proceso de la referencia, por medio del presente escrito, respetuosamente aporto al despacho actualización de la liquidación de crédito para los fines pertinentes dentro del proceso en referencia.

Adjunto liquidación de crédito

Atentamente,



DIANA M. LONDOÑO VÁSQUEZ

C.C 43.204.069 de Medellín.

T.P 120.753 del H.C.S.J.

LIQUIDACIÓN DE CRÉDITO

Medellín, 18 de febrero de 2022

John Humberto Puerta Londoño

Radicado 201100895

Plazo TEA pactada, a mensual >>>		Plazo Hasta	
Tasa mensual pactada >>>			
Resultado tasa pactada o pedida >>	Máxima		
Mora TEA pactada, a mensual >>>		Mora Hasta (Hoy)	18-feb-22
Tasa mensual pactada >>>		Comercial	X
Resultado tasa pactada o pedida >>	Máxima	Consumo	
		Microc u Otros	
Intereses en sentencia o liquidación anterior, Fol. >>			

Vigencia		Brio. Cte.	Máxima Mensual Autorizada	Tasa Aplicable	Inserte en esta columna capitales, cuotas u otros	Capital Liquidable	días	Intereses en esta Liquidación	Abonos	Saldo de Intereses	Saldo de Capital más Intereses
Desde	Hasta	Efec. Anual							Valor	Folio	
3-ago-11	31-ago-11		15		0,00	0,00					0,00
3-ago-11	31-ago-11	18,63%	2,07%	2,075%	54.336.917,00	54.336.917,00	28	1.052.232,14			55.389.149,14
1-sep-11	30-sep-11	18,63%	2,07%	2,075%		54.336.917,00	30	1.127.397,58			56.516.540,72
1-oct-11	31-oct-11	19,39%	2,15%	2,150%		54.336.917,00	30	1.168.406,96			57.684.947,68
1-nov-11	30-nov-11	19,39%	2,15%	2,150%		54.336.917,00	30	1.168.406,96			58.853.354,64
1-dic-11	31-dic-11	19,39%	2,15%	2,150%		54.336.917,00	30	1.168.406,96			60.021.761,60
1-ene-12	31-ene-12	19,92%	2,20%	2,203%		54.336.917,00	30	1.196.813,73			61.218.575,33
1-feb-12	29-feb-12	19,92%	2,20%	2,203%		54.336.917,00	30	1.196.813,73			62.415.389,07
1-mar-12	31-mar-12	19,92%	2,20%	2,203%		54.336.917,00	30	1.196.813,73			63.612.202,80
1-abr-12	30-abr-12	20,52%	2,26%	2,261%		54.336.917,00	30	1.228.780,63			64.840.983,43
1-may-12	31-may-12	20,52%	2,26%	2,261%		54.336.917,00	30	1.228.780,63			66.069.764,05
1-jun-12	30-jun-12	20,52%	2,26%	2,261%		54.336.917,00	30	1.228.780,63			67.298.544,68
1-jul-12	31-jul-12	20,86%	2,29%	2,295%		54.336.917,00	30	1.246.805,80			68.545.350,48
1-ago-12	31-ago-12	20,86%	2,29%	2,295%		54.336.917,00	30	1.246.805,80			69.792.156,27
1-sep-12	30-sep-12	20,86%	2,29%	2,295%		54.336.917,00	30	1.246.805,80			71.038.962,07
1-oct-12	31-oct-12	20,89%	2,30%	2,298%		54.336.917,00	30	1.248.393,17			72.287.355,24
1-nov-12	30-nov-12	20,89%	2,30%	2,298%		54.336.917,00	30	1.248.393,17			73.535.748,41

1-dic-12	31-dic-12	20,89%	2,30%	2,298%	54.336.917,00	30	1.248.393,17	20.447.224,58	74.784.141,58
1-ene-13	31-ene-13	20,75%	2,28%	2,284%	54.336.917,00	30	1.240.981,16	21.688.205,73	76.025.122,73
1-feb-13	28-feb-13	20,75%	2,28%	2,284%	54.336.917,00	30	1.240.981,16	22.929.186,89	77.268.103,89
1-mar-13	31-mar-13	20,75%	2,28%	2,284%	54.336.917,00	30	1.240.981,16	24.170.168,05	78.507.085,05
1-abr-13	30-abr-13	20,83%	2,29%	2,292%	54.336.917,00	30	1.245.217,92	25.415.385,97	79.752.302,97
1-may-13	31-may-13	20,83%	2,29%	2,292%	54.336.917,00	30	1.245.217,92	26.660.603,90	80.997.520,90
1-jun-13	30-jun-13	20,83%	2,29%	2,292%	54.336.917,00	30	1.245.217,92	27.905.821,82	82.242.738,82
1-jul-13	31-jul-13	20,34%	2,24%	2,244%	54.336.917,00	30	1.219.211,79	29.125.033,61	83.461.950,61
1-ago-13	31-ago-13	20,34%	2,24%	2,244%	54.336.917,00	30	1.219.211,79	30.344.245,40	84.681.162,40
1-sep-13	30-sep-13	20,34%	2,24%	2,244%	54.336.917,00	30	1.219.211,79	31.563.457,18	85.900.374,18
1-oct-13	31-oct-13	19,85%	2,20%	2,196%	54.336.917,00	30	1.193.071,05	32.756.528,23	87.093.445,23
1-nov-13	30-nov-13	19,85%	2,20%	2,196%	54.336.917,00	30	1.193.071,05	33.949.599,28	88.286.516,28
1-dic-13	31-dic-13	19,85%	2,20%	2,196%	54.336.917,00	30	1.193.071,05	35.142.670,32	89.479.587,32
1-ene-14	31-ene-14	19,65%	2,18%	2,176%	54.336.917,00	30	1.182.362,34	36.325.032,66	90.661.949,66
1-feb-14	28-feb-14	19,65%	2,18%	2,176%	54.336.917,00	30	1.182.362,34	37.507.395,00	91.844.312,00
1-mar-14	31-mar-14	19,65%	2,18%	2,176%	54.336.917,00	30	1.182.362,34	38.689.757,34	93.026.674,34
1-abr-14	30-abr-14	19,63%	2,17%	2,174%	54.336.917,00	30	1.181.290,22	39.871.047,55	94.207.964,55
1-may-14	31-may-14	19,63%	2,17%	2,174%	54.336.917,00	30	1.181.290,22	41.052.337,77	95.389.254,77
1-jun-14	30-jun-14	19,63%	2,17%	2,174%	54.336.917,00	30	1.181.290,22	42.233.627,98	96.570.544,98
1-jul-14	31-jul-14	19,33%	2,14%	2,144%	54.336.917,00	30	1.165.181,00	43.398.808,98	97.735.725,98
1-ago-14	31-ago-14	19,33%	2,14%	2,144%	54.336.917,00	30	1.165.181,00	44.563.989,98	98.900.906,98
1-sep-14	30-sep-14	19,33%	2,14%	2,144%	54.336.917,00	30	1.165.181,00	45.729.170,99	100.066.087,99
1-oct-14	31-oct-14	19,17%	2,13%	2,129%	54.336.917,00	30	1.156.568,34	46.885.739,33	101.222.656,33
1-nov-14	30-nov-14	19,17%	2,13%	2,129%	54.336.917,00	30	1.156.568,34	48.042.307,67	102.379.224,67
1-dic-14	31-dic-14	19,17%	2,13%	2,129%	54.336.917,00	30	1.156.568,34	49.198.876,02	103.535.793,02
1-ene-15	31-ene-15	19,21%	2,13%	2,132%	54.336.917,00	30	1.158.722,89	50.357.598,90	104.694.515,90
1-feb-15	28-feb-15	19,21%	2,13%	2,132%	54.336.917,00	30	1.158.722,89	51.516.321,79	105.853.238,79
1-mar-15	31-mar-15	19,21%	2,13%	2,132%	54.336.917,00	30	1.158.722,89	52.675.044,68	107.011.961,68
1-abr-15	30-abr-15	19,37%	2,15%	2,148%	54.336.917,00	30	1.167.331,87	53.842.376,54	108.179.293,54
1-may-15	31-may-15	19,37%	2,15%	2,148%	54.336.917,00	30	1.167.331,87	55.009.708,41	109.346.625,41
1-jun-15	30-jun-15	19,37%	2,15%	2,148%	54.336.917,00	30	1.167.331,87	56.177.040,28	110.513.957,28
1-jul-15	31-jul-15	19,26%	2,14%	2,137%	54.336.917,00	30	1.161.414,77	57.338.455,06	111.675.372,06
1-ago-15	31-ago-15	19,26%	2,14%	2,137%	54.336.917,00	30	1.161.414,77	58.499.869,83	112.836.786,83
1-sep-15	30-sep-15	19,26%	2,14%	2,137%	54.336.917,00	30	1.161.414,77	59.661.284,60	113.998.201,60
1-oct-15	31-oct-15	19,33%	2,14%	2,144%	54.336.917,00	30	1.165.181,00	60.826.465,60	115.163.382,60
1-nov-15	30-nov-15	19,33%	2,14%	2,144%	54.336.917,00	30	1.165.181,00	61.991.646,60	116.328.563,60

1-dic-15	31-dic-15	19,33%	2,14%	2,144%	54,336,917,00	30	1,165,181,00	63,156,827,60	117,493,744,60
1-ene-16	31-ene-16	19,68%	2,18%	2,179%	54,336,917,00	30	1,183,970,09	64,340,797,69	118,677,714,69
1-feb-16	29-feb-16	19,68%	2,18%	2,179%	54,336,917,00	30	1,183,970,09	65,524,767,79	119,861,684,79
1-mar-16	31-mar-16	19,68%	2,18%	2,179%	54,336,917,00	30	1,183,970,09	66,708,737,88	121,045,654,88
1-abr-16	30-abr-16	20,54%	2,26%	2,263%	54,336,917,00	30	1,229,842,71	67,938,580,59	122,275,497,59
1-may-16	31-may-16	20,54%	2,26%	2,263%	54,336,917,00	30	1,229,842,71	69,168,423,30	123,505,340,30
1-jun-16	30-jun-16	20,54%	2,26%	2,263%	54,336,917,00	30	1,229,842,71	70,398,266,02	124,735,183,02
1-jul-16	31-jul-16	21,34%	2,34%	2,341%	54,336,917,00	30	1,272,144,13	71,670,410,15	126,007,327,15
1-ago-16	31-ago-16	21,34%	2,34%	2,341%	54,336,917,00	30	1,272,144,13	72,942,554,28	127,279,471,28
1-sep-16	30-sep-16	21,34%	2,34%	2,341%	54,336,917,00	30	1,272,144,13	74,214,698,41	128,551,615,41
1-oct-16	31-oct-16	21,99%	2,40%	2,404%	54,336,917,00	30	1,306,255,28	75,520,953,69	129,857,870,69
1-nov-16	30-nov-16	21,99%	2,40%	2,404%	54,336,917,00	30	1,306,255,28	76,827,208,97	131,164,125,97
1-dic-16	31-dic-16	21,99%	2,40%	2,404%	54,336,917,00	30	1,306,255,28	78,133,464,26	132,470,381,26
1-ene-17	31-ene-17	22,34%	2,44%	2,438%	54,336,917,00	30	1,324,527,98	79,457,992,24	133,794,909,24
1-feb-17	28-feb-17	22,34%	2,44%	2,438%	54,336,917,00	30	1,324,527,98	80,782,520,22	135,119,437,22
1-mar-17	31-mar-17	22,34%	2,44%	2,438%	54,336,917,00	30	1,324,527,98	82,107,048,20	136,443,965,20
1-abr-17	30-abr-17	22,33%	2,44%	2,437%	54,336,917,00	30	1,324,006,82	83,431,055,02	137,767,972,02
1-may-17	31-may-17	22,33%	2,44%	2,437%	54,336,917,00	30	1,324,006,82	84,755,061,84	139,091,978,84
1-jun-17	30-jun-17	22,33%	2,44%	2,437%	54,336,917,00	30	1,324,006,82	86,079,068,66	140,415,985,66
1-jul-17	31-jul-17	21,98%	2,40%	2,403%	54,336,917,00	30	1,305,732,23	87,384,800,90	141,721,717,90
1-ago-17	31-ago-17	21,98%	2,40%	2,403%	54,336,917,00	30	1,305,732,23	88,690,533,13	143,027,450,13
1-sep-17	30-sep-17	21,48%	2,35%	2,355%	54,336,917,00	30	1,279,510,62	89,970,043,75	144,306,960,75
1-oct-17	31-oct-17	21,15%	2,32%	2,323%	54,336,917,00	30	1,262,129,56	91,232,173,30	145,569,090,30
1-nov-17	30-nov-17	20,96%	2,30%	2,304%	54,336,917,00	30	1,252,095,10	92,484,268,41	146,821,185,41
1-dic-17	31-dic-17	20,77%	2,29%	2,286%	54,336,917,00	30	1,242,040,68	93,726,309,09	148,063,226,09
1-ene-18	31-ene-18	20,69%	2,28%	2,278%	54,336,917,00	30	1,237,801,25	94,964,110,34	149,301,027,34
1-feb-18	28-feb-18	21,01%	2,31%	2,309%	54,336,917,00	30	1,254,737,68	96,218,848,02	150,556,765,02
1-mar-18	31-mar-18	20,68%	2,28%	2,277%	54,336,917,00	30	1,237,271,07	97,466,119,09	151,793,036,09
1-abr-18	30-abr-18	20,48%	2,26%	2,257%	54,336,917,00	30	1,226,655,78	98,682,774,87	153,019,691,87
1-may-18	31-may-18	20,44%	2,25%	2,254%	54,336,917,00	30	1,224,530,05	99,907,304,92	154,244,221,92
1-jun-18	30-jun-18	20,28%	2,24%	2,238%	54,336,917,00	30	1,216,018,14	101,123,323,06	155,460,240,06
1-jul-18	31-jul-18	20,03%	2,21%	2,213%	54,336,917,00	30	1,202,689,50	102,326,012,56	156,662,929,56
1-ago-18	31-ago-18	19,94%	2,20%	2,205%	54,336,917,00	30	1,197,882,56	103,523,895,13	157,860,812,13
1-sep-18	30-sep-18	19,81%	2,19%	2,192%	54,336,917,00	30	1,190,931,12	104,714,826,25	159,051,743,25
1-oct-18	31-oct-18	19,63%	2,17%	2,174%	54,336,917,00	30	1,181,290,22	105,896,116,46	160,233,033,46
1-nov-18	30-nov-18	19,49%	2,16%	2,160%	54,336,917,00	30	1,173,778,98	107,069,895,46	161,406,812,46


1-dic-18	31-dic-18	54.336.917,00	30	1.168.944,42	108.238.839,86	162.575.756,86
1-ene-19	31-ene-19	54.336.917,00	30	1.156.029,56	109.394.869,43	163.731.786,43
1-feb-19	28-feb-19	54.336.917,00	30	1.185.041,65	110.579.911,07	164.916.828,07
1-mar-19	27-mar-19	54.336.917,00	27	1.050.598,68	70.930.509,76	125.267.426,76
28-mar-19	30-abr-19	54.336.917,00	3	116.733,19	71.047.242,94	125.384.159,94
1-abr-19	30-abr-19	54.336.917,00	30	1.164.643,14	72.211.886,08	126.548.803,08
1-may-19	31-may-19	54.336.917,00	30	1.166.718,80	73.377.604,89	127.714.521,89
1-jun-19	30-jun-19	54.336.917,00	30	1.163.567,25	74.541.172,13	128.878.089,13
1-jul-19	31-jul-19	54.336.917,00	30	1.162.491,12	75.703.663,26	130.040.580,26
1-ago-19	31-ago-19	54.336.917,00	30	1.164.643,14	76.868.306,40	131.205.223,40
1-sep-19	30-sep-19	54.336.917,00	30	1.164.643,14	78.032.949,54	132.369.866,54
1-oct-19	31-oct-19	54.336.917,00	30	1.152.795,68	79.185.745,22	133.522.662,22
1-nov-19	30-nov-19	54.336.917,00	30	1.149.020,19	80.334.765,40	134.671.682,40
1-dic-19	31-dic-19	54.336.917,00	30	1.142.541,34	81.477.306,74	135.814.223,74
1-ene-20	31-ene-20	54.336.917,00	30	1.134.972,15	82.612.278,89	136.949.195,89
1-feb-20	29-feb-20	54.336.917,00	30	1.150.638,60	83.762.917,49	138.099.834,49
1-mar-20	31-mar-20	54.336.917,00	30	1.144.701,88	84.907.619,37	139.244.536,37
1-abr-20	30-abr-20	54.336.917,00	30	1.130.641,79	86.038.261,16	140.375.178,16
1-may-20	31-may-20	54.336.917,00	30	1.103.492,46	87.141.753,62	141.478.670,62
1-jun-20	30-jun-20	54.336.917,00	30	1.099.679,85	88.241.433,47	142.578.350,47
1-jul-20	31-jul-20	54.336.917,00	30	1.099.679,85	89.341.113,32	143.678.030,32
1-ago-20	31-ago-20	54.336.917,00	30	1.108.934,03	90.450.047,35	144.786.964,35
1-sep-20	30-sep-20	54.336.917,00	30	1.112.196,16	91.562.243,51	145.899.160,51
1-oct-20	31-oct-20	54.336.917,00	30	1.098.045,00	92.660.288,51	146.997.205,51
1-nov-20	30-nov-20	54.336.917,00	30	1.084.400,53	93.744.689,04	148.081.606,04
1-dic-20	31-dic-20	54.336.917,00	30	1.063.589,92	94.808.278,96	149.145.195,96
1-ene-21	31-ene-21	54.336.917,00	30	1.055.901,12	95.864.180,08	150.201.097,08
1-feb-21	28-feb-21	54.336.917,00	30	1.067.978,25	96.932.158,33	151.269.075,33
1-mar-21	31-mar-21	54.336.917,00	30	1.060.845,27	97.993.003,60	152.329.920,60
1-abr-21	30-abr-21	54.336.917,00	30	1.055.351,47	99.048.355,07	153.385.272,07
1-may-21	31-may-21	54.336.917,00	30	1.050.401,93	100.098.756,99	154.435.673,99
1-jun-21	30-jun-21	54.336.917,00	30	1.049.851,68	101.148.608,67	155.485.525,67
1-jul-21	31-jul-21	54.336.917,00	30	1.048.200,57	102.196.809,24	156.533.726,24
1-ago-21	31-ago-21	54.336.917,00	30	1.051.502,25	103.248.311,49	157.585.228,49
1-sep-21	30-sep-21	54.336.917,00	30	1.048.751,00	104.297.062,48	158.633.979,48
1-oct-21	31-oct-21	54.336.917,00	30	1.042.692,95	105.339.755,44	159.676.672,44

1-nov-21	30-nov-21	17,27%	1,94%	1,938%	54.336.917,00	30	1.053.152,27	106.392.907,71	160.729.824,71
1-dic-21	31-dic-21	17,46%	1,96%	1,957%	54.336.917,00	30	1.063.589,92	107.456.497,63	161.793.414,63
1-ene-22	31-ene-22	17,66%	1,98%	1,978%	54.336.917,00	30	1.074.553,59	108.531.051,21	162.867.968,21
1-feb-22	18-feb-22	18,30%	2,04%	2,042%	54.336.917,00	18	665.686,72	109.196.737,94	163.533.654,94
					149.896.737,94		40.700.000,00	109.196.737,94	163.533.654,94

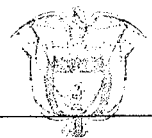
SALDO DE CAPITAL 54.336.917,00
SALDO DE INTERESES 109.196.737,94
COSTAS PROCESALES 4.000.000,00

TOTAL CAPITAL MÁS INTERESES ADEUDADOS 167.533.654,94

Atentamente,



DIANA M. LONDOÑO VÁSQUEZ
C.C. 43.204.069 de Medellín.
T.P. 120.753 del H.C.S.J.



Oficina de Ejecución Civil Circuito

Revisado 23-02-22

Incorporado Juliana

Pasa a Despacho _____